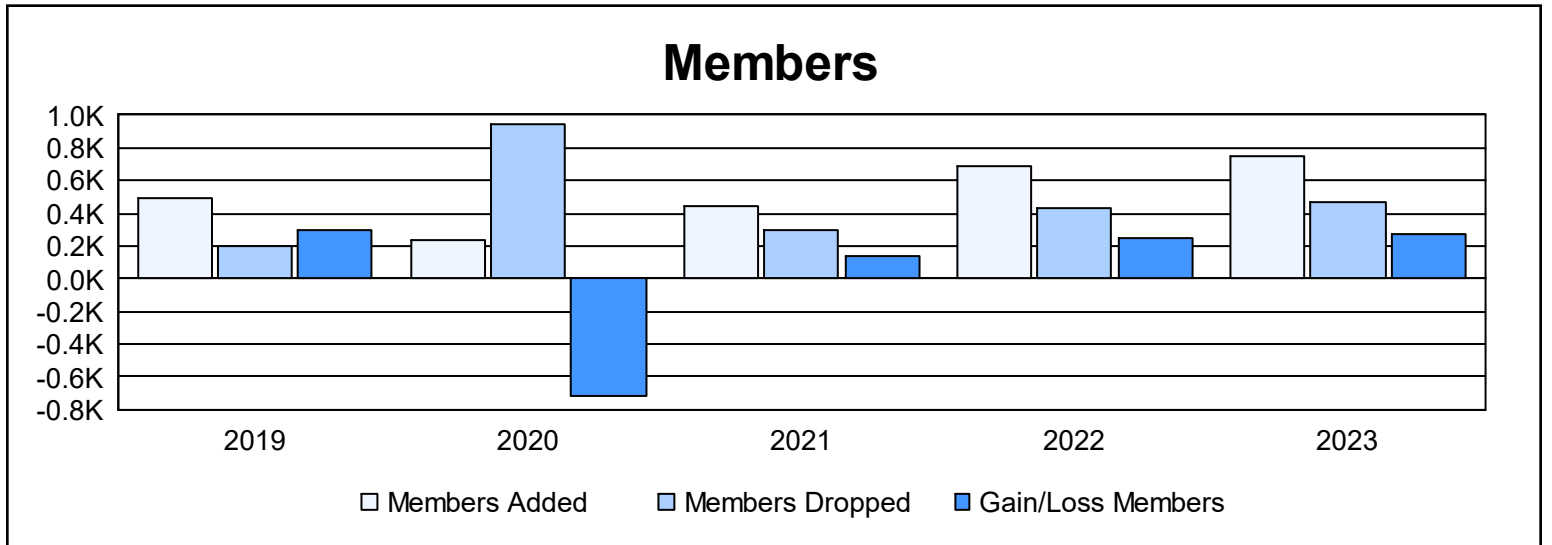
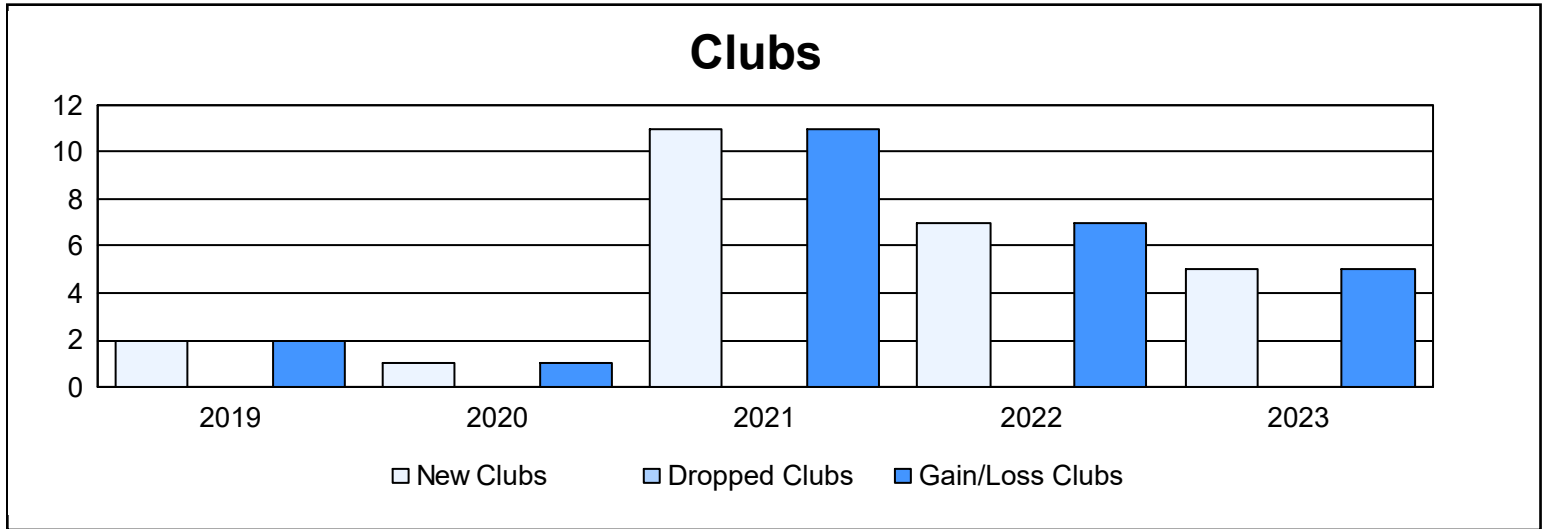
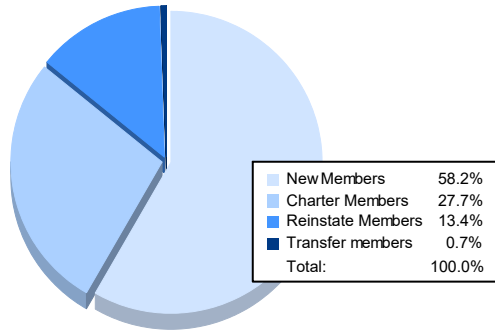


| Year           | New Clubs | Dropped Clubs | Gain/Loss Clubs | New Members | Charter Members | Reinstate Members | Transfer Members | Total Member Added | Total Members Dropped | Gain/Loss Members |
|----------------|-----------|---------------|-----------------|-------------|-----------------|-------------------|------------------|--------------------|-----------------------|-------------------|
| 2018-2019      | 2         | 0             | 2               | 389         | 92              | 13                | 0                | 494                | 198                   | 296               |
| 2019-2020      | 1         | 0             | 1               | 63          | 26              | 134               | 8                | 231                | 944                   | -713              |
| 2020-2021      | 11        | 0             | 11              | 192         | 247             | 5                 | 2                | 446                | 302                   | 144               |
| 2021-2022      | 7         | 0             | 7               | 506         | 146             | 13                | 17               | 682                | 436                   | 246               |
| 2022-2023      | 5         | 0             | 5               | 433         | 206             | 100               | 5                | 744                | 474                   | 270               |
| <b>Average</b> | <b>5</b>  | <b>0</b>      | <b>5</b>        | <b>317</b>  | <b>143</b>      | <b>53</b>         | <b>6</b>         | <b>519</b>         | <b>471</b>            | <b>49</b>         |



### Membership Composition June 2023 Cumulative



### Gender Composition June 2023 Cumulative

